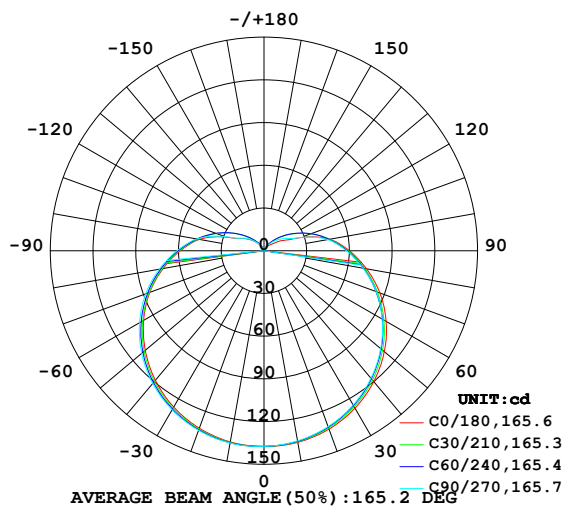


LUMINAIRE PHOTOMETRIC TEST REPORT

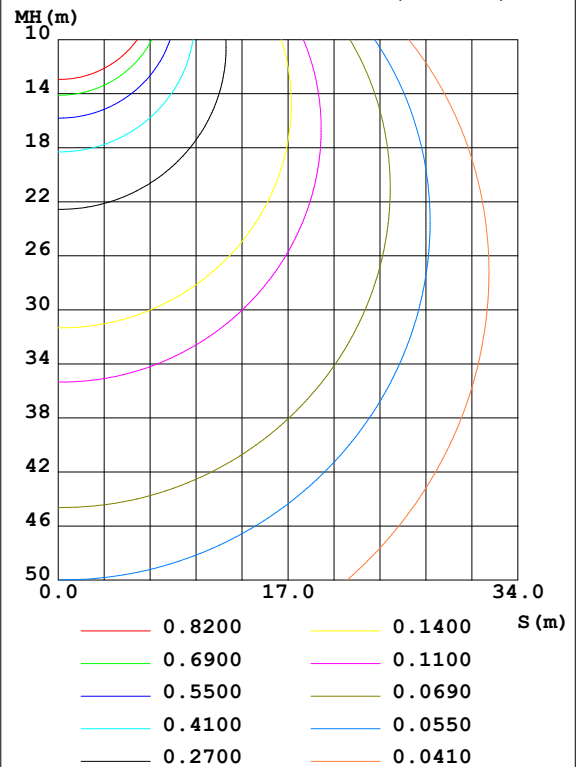
Test:U:120.00V I:0.0640A P:7.5300W PF:0.9810 Freq:60.00Hz Lamp Flux:776.226x1 lm		
NAME:	TYPE:	WEIGHT:
SPEC.:3500K	DIM.:	SERIAL No.:
MFR.:	SUR.: ϕ 140*70mm	Shielding Angle:

DATA OF LAMP		PHOTOMETRIC DATA Eff: 103.08 lm/W			
MODEL	DM-FM-8W-B	I _{max} (cd)	137.6	S/MH (C0/180)	1.38
NOMINAL POWER (W)	8	LOR (%)	100.0	S/MH (C90/270)	1.41
RATED VOLTAGE (V)	120	TOTAL FLUX (lm)	776.23	η UP, DN (C0-180)	9.9, 39.5
NOMINAL FLUX (lm)	776.226	CIE CLASS	SEMI-D.	η UP, DN (C180-360)	10.2, 40.5
LAMPS INSIDE	1	η up (%)	20.2	CIBSE SHR NOM	1.50
TEST VOLTAGE (V)	120	η down (%)	79.8	CIBSE SHR MAX	1.55

LUMINOUS INTENSITY DISTRIBUTION DIAGRAM



C0 PLANE ISOLUX DIAGRAM (UNIT:lx)



C Range: 0 - 360DEG
C Interval: 15.0DEG
Test Speed: HIGH
Temperature: 25.3DEG
Operators: Qin Meng
Test Date: 2025-06-23

γ Range: 0 - 180DEG
 γ Interval: 1.0DEG
Test System: EVERFINE GO-2000B_V1 SYSTEM V2.00.421
Humidity: 65.0%
Test Distance: 7.390m [K=1.0000]
Remarks:

ZONAL FLUX DIAGRAM

ZONAL FLUX DIAGRAM:

γ	C0	C45	C90	C135	C180	C225	C270	C315	γ	Φ zone	Φ total	%lum, lamp
10	136.6	136.1	135.7	135.8	136.3	136.8	137.1	137.0	0- 10	13.07	13.07	1.69,1.69
20	133.3	132.2	131.5	131.8	132.7	133.6	134.2	134.0	10- 20	38.17	51.24	6.64,6.64
30	127.7	126.1	125.1	125.6	126.8	127.9	129.0	128.8	20- 30	60.18	111.4	14.4,14.4
40	120.0	118.0	116.9	117.3	118.7	120.1	121.6	121.3	30- 40	77.38	188.8	24.5,24.5
50	110.3	108.0	107.0	107.3	108.8	110.3	112.1	111.8	40- 50	88.55	277.4	35.9,35.9
60	99.06	96.65	95.85	95.88	97.60	98.76	100.9	100.3	50- 60	93.08	370.4	48,48
70	86.60	84.32	83.79	83.53	85.32	86.09	88.34	87.55	60- 70	91.17	461.6	59.8,59.8
80	73.07	71.54	70.70	70.73	71.95	72.85	74.57	74.20	70- 80	83.60	545.2	70.6,70.6
90	59.97	58.92	58.04	58.13	58.88	59.76	61.07	60.97	80- 90	71.89	617.1	79.9,79.9
100	46.74	46.87	45.48	46.13	46.21	47.28	47.99	48.34	90-100	58.07	675.2	87.4,87.4
110	27.17	35.78	27.40	35.13	28.13	35.97	29.16	36.62	100-110	42.04	717.2	92.9,92.9
120	14.27	25.55	17.44	24.97	17.50	25.67	17.69	25.52	110-120	26.47	743.7	96.3,96.3
130	7.535	16.49	11.70	16.02	11.91	16.65	12.44	15.98	120-130	15.62	759.3	98.3,98.3
140	4.505	9.266	6.851	9.001	7.143	9.436	7.525	8.854	130-140	8.181	767.5	99.4,99.4
150	1.998	4.174	3.303	3.834	3.354	4.363	3.768	4.325	140-150	3.524	771.0	99.9,99.9
160	0.4531	1.051	0.8899	0.7657	0.9303	1.165	1.064	1.151	150-160	1.045	772.1	100,100
170	0	0	0	0	0	0	0	0	160-170	0.0816	772.1	100,100
180	0	0	0	0	0	0	0	0	170-180	0	772.1	100,100
DEG	LUMINOUS INTENSITY:cd									UNIT:lm		

Conical surface Flux(90deg): 232.1 lm

%lum = 30.1%

%lamp = 30.1%

Conical surface Flux(120deg): 370.44 lm

%lum = 48.0%

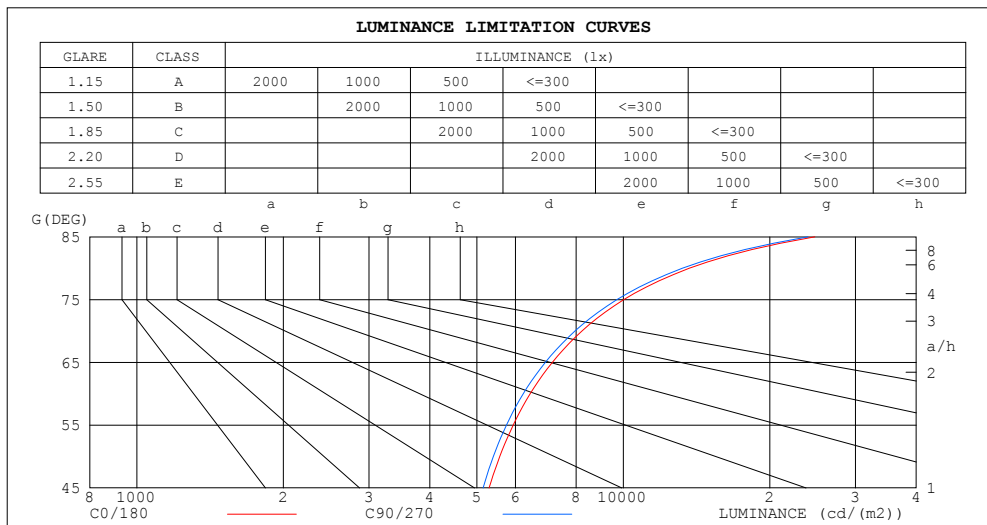
%lamp = 48.0%

C Range: 0 - 360DEG
 C Interval: 15.0DEG
 Test Speed: HIGH
 Temperature:25.3DEG
 Operators:Qin Meng
 Test Date:2025-06-23

γ Range: 0 - 180DEG
 γ Interval: 1.0DEG
 Test System:EVERFINE GO-2000B_V1 SYSTEM V2.00.421
 Humidity:65.0%
 Test Distance:7.390m [K=1.0000]
 Remarks:

LUMINANCE LIMITATION CURVES

Test:U:120.00V I:0.0640A P:7.5400W PF:0.9810 Freq:60.00Hz Lamp Flux:772.135x1 lm		
NAME:	TYPE:	WEIGHT:
SPEC.:3500K	DIM.:	SERIAL No.:
MFR.:	SUR.: Φ 140*70mm	Shielding Angle:



LUMINANCE cd/(m2)		
G (DEG)	C0/180	C90/270
85	24755	23951
80	13667	13223
75	10026	9703
70	8224	7957
65	7147	6914
60	6435	6227
55	5937	5750
50	5573	5406
45	5298	5150

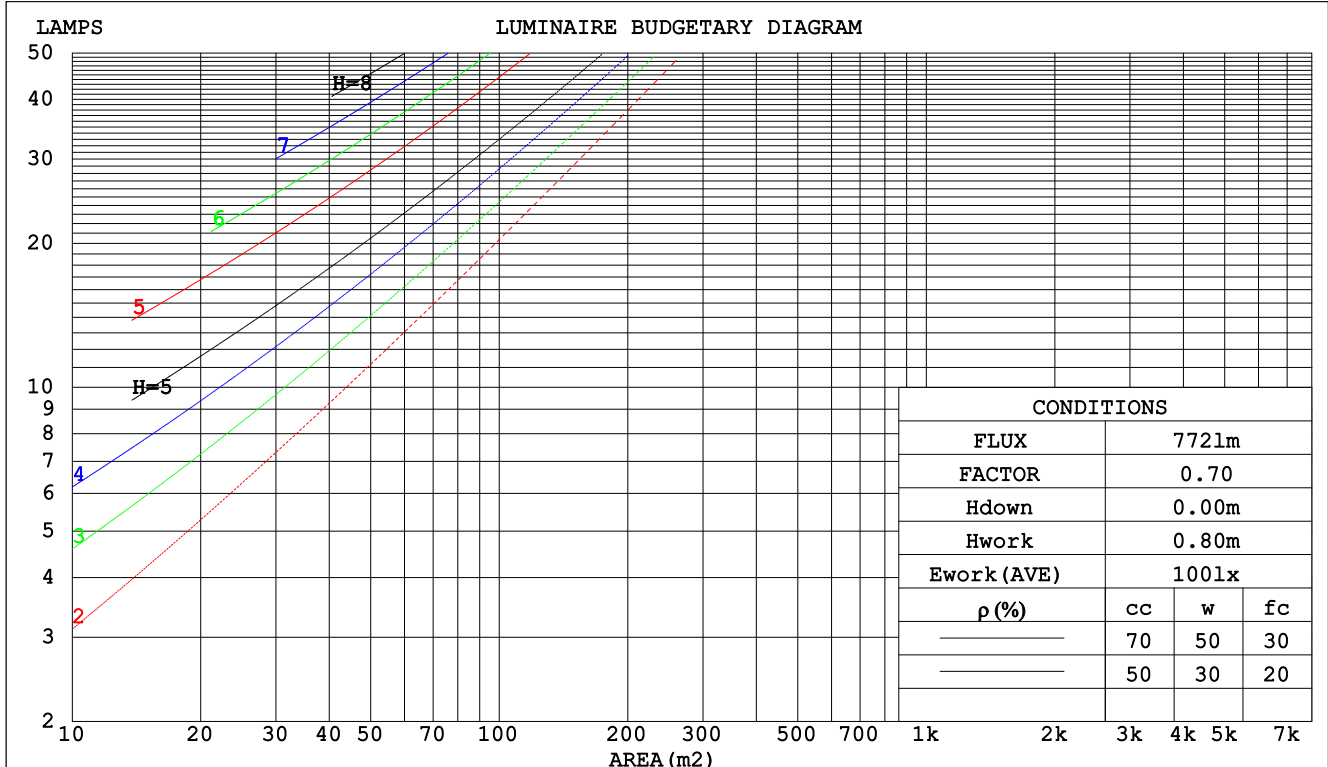
C Range: 0 - 360DEG
C Interval: 15.0DEG
Test Speed: HIGH
Temperature:25.3DEG
Operators:Qin Meng
Test Date:2025-06-23

γ Range: 0 - 180DEG
 γ Interval: 1.0DEG
Test System:EVERFINE GO-2000B_V1 SYSTEM V2.00.421
Humidity:65.0%
Test Distance:7.390m [K=1.0000]
Remarks:

CU AND LUMINAIRE BUDGETARY ESTIMATE DIAGRAM

Test:U:120.00V I:0.0640A P:7.5400W PF:0.9810 Freq:60.00Hz Lamp Flux:772.135x1 lm		
NAME:	TYPE:	WEIGHT:
SPEC.:3500K	DIM.:	SERIAL No.:
MFR.:	SUR.: ϕ 140*70mm	Shielding Angle:

ρ_{cc}	80%			70%			50%			30%			10%			0
ρ_w	50%	30%	10%	50%	30%	10%	50%	30%	10%	50%	30%	10%	50%	30%	10%	0
ρ_{fc}	20%			20%			20%			20%			20%			0
RCR	RCR:Room Cavity Ratio						Coefficients of Utilization(CU)									
0.0	1.14	1.14	1.14	1.09	1.09	1.09	.00	.00	.00	.91	.91	.91	.84	.84	.84	.80
1.0	.94	.88	.83	.89	.84	.79	.81	.77	.73	.74	.70	.67	.67	.64	.62	.58
2.0	.79	.71	.64	.76	.68	.62	.69	.63	.57	.62	.57	.53	.56	.52	.49	.45
3.0	.68	.59	.52	.65	.57	.50	.59	.52	.46	.54	.48	.43	.49	.44	.40	.37
4.0	.60	.50	.43	.57	.48	.41	.52	.44	.38	.47	.41	.36	.43	.38	.33	.30
5.0	.53	.43	.36	.51	.42	.35	.46	.38	.33	.42	.35	.30	.38	.33	.28	.25
6.0	.47	.38	.31	.45	.36	.30	.41	.34	.28	.38	.31	.26	.34	.29	.24	.22
7.0	.43	.33	.27	.41	.32	.26	.37	.30	.24	.34	.28	.23	.31	.26	.21	.19
8.0	.39	.30	.24	.37	.29	.23	.34	.27	.22	.31	.25	.20	.29	.23	.19	.17
9.0	.35	.27	.21	.34	.26	.20	.31	.24	.19	.29	.23	.18	.26	.21	.17	.15
10.0	.32	.24	.19	.31	.23	.18	.29	.22	.17	.26	.20	.16	.24	.19	.15	.13



C Range: 0 - 360DEG
C Interval: 15.0DEG
Test Speed: HIGH
Temperature:25.3DEG
Operators:Qin Meng
Test Date:2025-06-23

γ Range: 0 - 180DEG
 γ Interval: 1.0DEG
Test System:EVERFINE GO-2000B_V1 SYSTEM V2.00.421
Humidity:65.0%
Test Distance:7.390m [K=1.0000]
Remarks:

WEC AND CCEC

Test:U:120.00V I:0.0640A P:7.5400W PF:0.9810 Freq:60.00Hz Lamp Flux:772.135x1 lm		
NAME:	TYPE:	WEIGHT:
SPEC.:3500K	DIM.:	SERIAL No.:
MFR.:	SUR.:Φ140*70mm	Shielding Angle:

pcc	80%			70%			50%			30%			10%			0
pw	50%	30%	10%	50%	30%	10%	50%	30%	10%	50%	30%	10%	50%	30%	10%	0
pfc	20%			20%			20%			20%			20%			0
RCR	RCR:Room Cavity Ratio						Wall Exitance Coefficients(WEC)									
0.0																
1.0	.414	.235	.075	.400	.228	.073	.375	.215	.069	.352	.203	.065	.331	.192	.062	
2.0	.351	.192	.059	.339	.187	.058	.316	.176	.055	.295	.166	.052	.276	.156	.049	
3.0	.308	.164	.049	.297	.159	.048	.277	.150	.046	.258	.141	.043	.240	.133	.041	
4.0	.276	.143	.042	.266	.139	.041	.247	.131	.039	.229	.123	.037	.213	.116	.035	
5.0	.249	.127	.037	.240	.123	.036	.223	.116	.034	.207	.109	.033	.192	.103	.031	
6.0	.227	.114	.033	.219	.111	.032	.204	.104	.030	.189	.098	.029	.175	.092	.027	
7.0	.209	.103	.029	.201	.100	.029	.187	.095	.027	.174	.089	.026	.161	.084	.025	
8.0	.193	.094	.027	.186	.092	.026	.173	.087	.025	.161	.082	.024	.150	.077	.022	
9.0	.180	.087	.024	.173	.085	.024	.161	.080	.023	.150	.075	.022	.139	.071	.020	
10.0	.168	.081	.022	.162	.078	.022	.151	.074	.021	.140	.070	.020	.130	.066	.019	

pcc	80%			70%			50%			30%			10%			0	
pw	50%	30%	10%	50%	30%	10%	50%	30%	10%	50%	30%	10%	50%	30%	10%	0	
pfc	20%			20%			20%			20%			20%			0	
RCR	RCR:Room Cavity Ratio						Ceiling Cavity Exitance Coefficients (CCEC)										
0.0	.343	.343	.343	.294	.294	.294	.200	.200	.200	.115	.115	.115	.037	.037	.037		
1.0	.342	.309	.280	.292	.266	.241	.200	.183	.167	.115	.106	.097	.037	.034	.031		
2.0	.335	.287	.246	.287	.247	.213	.197	.171	.148	.114	.099	.087	.036	.032	.028		
3.0	.328	.271	.225	.281	.233	.195	.193	.162	.137	.111	.095	.081	.036	.031	.026		
4.0	.320	.258	.211	.275	.223	.183	.189	.156	.129	.109	.091	.076	.035	.030	.025		
5.0	.312	.249	.202	.268	.215	.175	.185	.150	.124	.107	.088	.074	.034	.029	.024		
6.0	.305	.241	.195	.262	.209	.170	.181	.146	.120	.105	.086	.071	.034	.028	.024		
7.0	.297	.234	.190	.256	.203	.166	.177	.142	.117	.103	.084	.070	.033	.027	.023		
8.0	.291	.229	.186	.250	.198	.162	.173	.139	.115	.101	.082	.069	.033	.027	.023		
9.0	.284	.224	.183	.245	.194	.160	.170	.137	.114	.099	.081	.068	.032	.026	.022		
10.0	.278	.220	.181	.240	.191	.158	.166	.134	.112	.097	.079	.067	.031	.026	.022		

C Range: 0 - 360DEG
C Interval: 15.0DEG
Test Speed: HIGH
Temperature:25.3DEG
Operators:Qin Meng
Test Date:2025-06-23

γ Range: 0 - 180DEG
γ Interval: 1.0DEG
Test System:EVERFINE GO-2000B_V1 SYSTEM V2.00.421
Humidity:65.0%
Test Distance:7.390m [K=1.0000]
Remarks:

UGR(Unified Glare Rating) Table

Test:U:120.00V I:0.0640A P:7.5400W PF:0.9810 Freq:60.00Hz Lamp Flux:772.135x1 lm											
NAME:					TYPE:			WEIGHT:			
SPEC.:3500K					DIM.:			SERIAL No.:			
MFR.:					SUR.:ø140*70mm			Shielding Angle:			
ceiling/cavity	0.7	0.7	0.5	0.5	0.3	0.7	0.7	0.5	0.5	0.3	
walls	0.5	0.3	0.5	0.3	0.3	0.5	0.3	0.5	0.3	0.3	
working plane	0.2	0.2	0.2	0.2	0.2	0.2	0.2	0.2	0.2	0.2	
Room dimensions		Viewed crosswise					Viewed endwise				
x = 2H y = 2H	17.9	19.3	18.4	19.8	20.4	17.7	19.1	18.3	19.7	20.3	
	3H	20.5	21.8	21.0	22.3	23.0	20.3	21.6	20.9	22.2	22.8
	4H	21.9	23.1	22.5	23.7	24.4	21.7	23.0	22.3	23.6	24.2
	6H	23.5	24.6	24.1	25.3	26.0	23.3	24.5	23.9	25.1	25.8
	8H	24.4	25.5	25.0	26.1	26.8	24.2	25.3	24.8	25.9	26.6
	12H	25.4	26.4	26.0	27.1	27.8	25.2	26.2	25.8	26.9	27.6
4H	2H	18.7	19.9	19.3	20.5	21.2	18.6	19.8	19.2	20.4	21.1
	3H	21.5	22.6	22.1	23.2	23.9	21.4	22.4	22.0	23.1	23.8
	4H	23.1	24.1	23.7	24.7	25.5	22.9	23.9	23.6	24.6	25.3
	6H	24.8	25.7	25.5	26.4	27.2	24.7	25.6	25.4	26.3	27.0
	8H	25.8	26.7	26.5	27.3	28.1	25.6	26.5	26.3	27.2	28.0
	12H	26.9	27.7	27.6	28.4	29.2	26.8	27.5	27.5	28.2	29.1
8H	4H	23.7	24.5	24.4	25.2	26.0	23.6	24.4	24.2	25.1	25.9
	6H	25.7	26.4	26.4	27.1	28.0	25.6	26.3	26.3	27.0	27.9
	8H	26.9	27.5	27.6	28.3	29.1	26.7	27.4	27.5	28.1	29.0
	12H	28.2	28.8	29.0	29.5	30.4	28.1	28.6	28.8	29.4	30.3
12H	4H	23.8	24.6	24.5	25.3	26.1	23.7	24.5	24.4	25.2	26.0
	6H	26.0	26.6	26.7	27.3	28.2	25.9	26.5	26.6	27.2	28.1
	8H	27.2	27.8	28.0	28.6	29.4	27.1	27.7	27.9	28.4	29.3
Variations with the observer position at spacings:											
S = 1.0H	+ 0.1 / - 0.1					+ 0.1 / - 0.1					
1.5H	+ 0.2 / - 0.3					+ 0.2 / - 0.3					
2.0H	+ 0.3 / - 0.4					+ 0.3 / - 0.4					

CIE Pub.117, 772.1 lm Total Lamp Luminous Flux Corrected (8log(F/F0) = -0.9)
Area: 0.030788 m2

C Range: 0 - 360DEG
C Interval: 15.0DEG
Test Speed: HIGH
Temperature:25.3DEG
Operators:Qin Meng
Test Date:2025-06-23

γ Range: 0 - 180DEG
γ Interval: 1.0DEG
Test System:EVERFINE GO-2000B_V1 SYSTEM V2.00.421
Humidity:65.0%
Test Distance:7.390m [K=1.0000]
Remarks:

UTILIZATION FACTORS TABLE

Test:U:120.00V I:0.0640A P:7.5400W PF:0.9810 Freq:60.00Hz Lamp Flux:772.135x1 lm		
NAME:	TYPE:	WEIGHT:
SPEC.:3500K	DIM.:	SERIAL No.:
MFR.:	SUR.:Φ140*70mm	Shielding Angle:

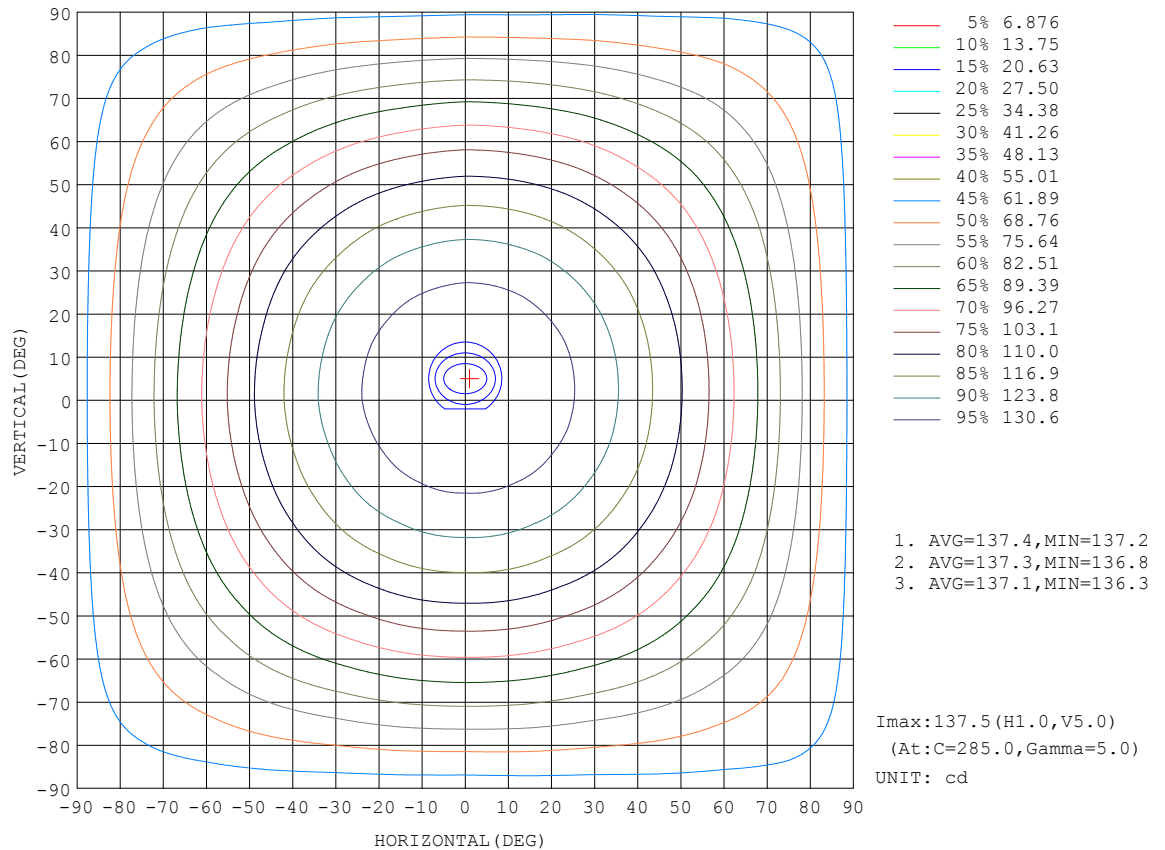
REFLECTANCE										
Ceiling	0.8	0.8	0.8	0.7	0.7	0.7	0.5	0.5	0.5	0
Walls	0.7	0.5	0.3	0.7	0.5	0.3	0.7	0.5	0.3	0
Working plane	0.2	0.2	0.2	0.2	0.2	0.2	0.2	0.2	0.2	0
ROOM INDEX	UTILIZATION FACTORS (PERCENT) $k(RI) \times RCR = 5$									
$k = 0.60$	45	32	25	44	32	25	42	31	24	18
0.80	54	41	32	53	40	32	50	38	31	23
1.00	62	48	39	60	47	39	56	48	38	29
1.25	69	55	46	66	54	45	62	51	44	34
1.50	74	61	52	71	59	51	66	56	49	38
2.00	81	69	60	78	67	59	72	63	56	44
2.50	86	75	66	82	72	65	76	68	61	48
3.00	90	80	72	86	77	70	79	72	66	52
4.00	95	86	79	91	83	76	83	77	71	56
5.00	98	90	84	94	87	81	86	80	76	60
ROOM INDEX	UF(total)									Direct
According to DIN EN 13032-2 2004			Suspended					SHRNOM = 1.25		

C Range: 0 - 360DEG
C Interval: 15.0DEG
Test Speed: HIGH
Temperature:25.3DEG
Operators:Qin Meng
Test Date:2025-06-23

γ Range: 0 - 180DEG
 γ Interval: 1.0DEG
Test System:EVERFINE GO-2000B_V1 SYSTEM V2.00.421
Humidity:65.0%
Test Distance:7.390m [K=1.0000]
Remarks:

ISOCANDELA DIAGRAM

Test:U:120.00V I:0.0640A P:7.5400W PF:0.9810 Freq:60.00Hz Lamp Flux:772.135x1 lm		
NAME:	TYPE:	WEIGHT:
SPEC.:3500K	DIM.:	SERIAL No.:
MFR.:	SUR.:Φ140*70mm	Shielding Angle:

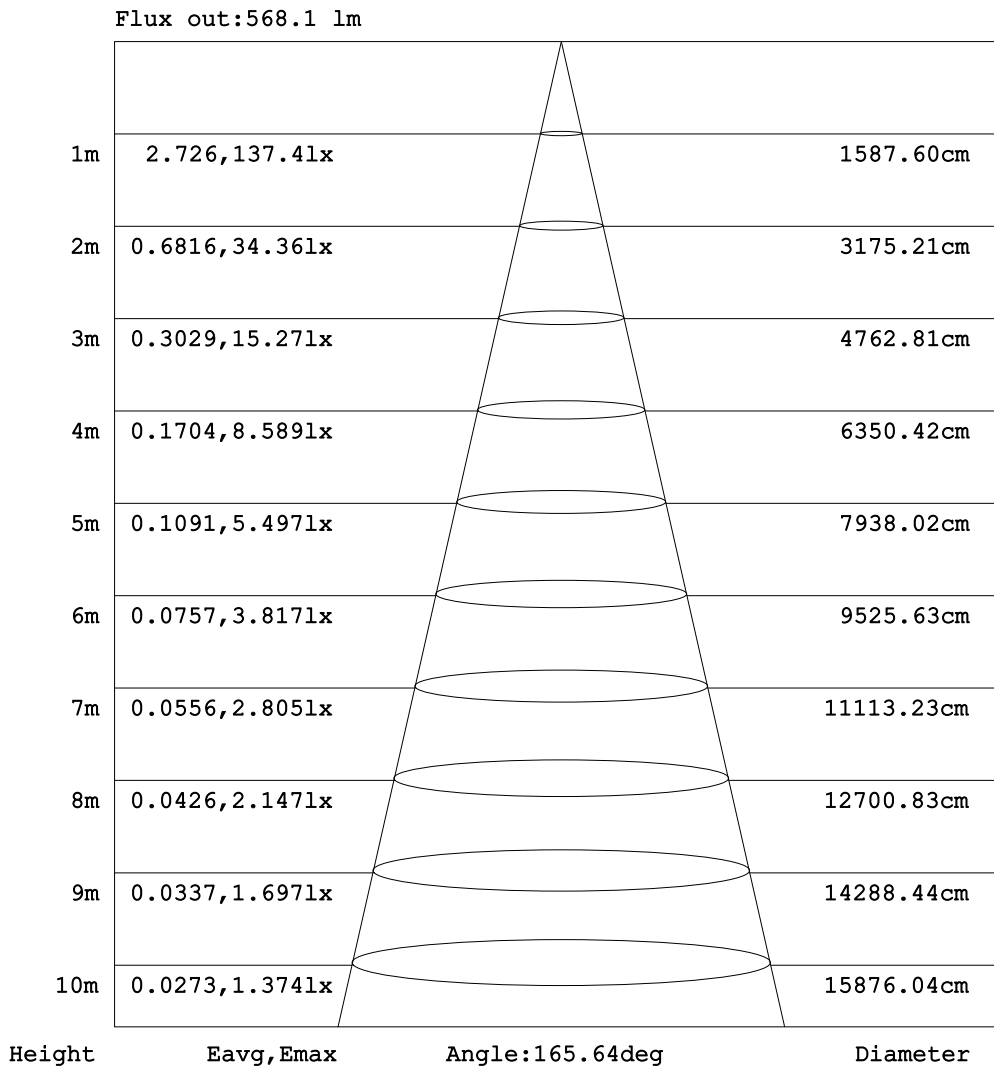


C Range: 0 - 360DEG
 C Interval: 15.0DEG
 Test Speed: HIGH
 Temperature:25.3DEG
 Operators:Qin Meng
 Test Date:2025-06-23

γ Range: 0 - 180DEG
 γ Interval: 1.0DEG
 Test System:EVERFINE GO-2000B_V1 SYSTEM V2.00.421
 Humidity:65.0%
 Test Distance:7.390m [K=1.0000]
 Remarks:

AAI Figure

Test:U:120.00V I:0.0640A P:7.5400W PF:0.9810 Freq:60.00Hz Lamp Flux:772.135x1 lm		
NAME:	TYPE:	WEIGHT:
SPEC.:3500K	DIM.:	SERIAL No.:
MFR.:	SUR.:Φ140*70mm	Shielding Angle:



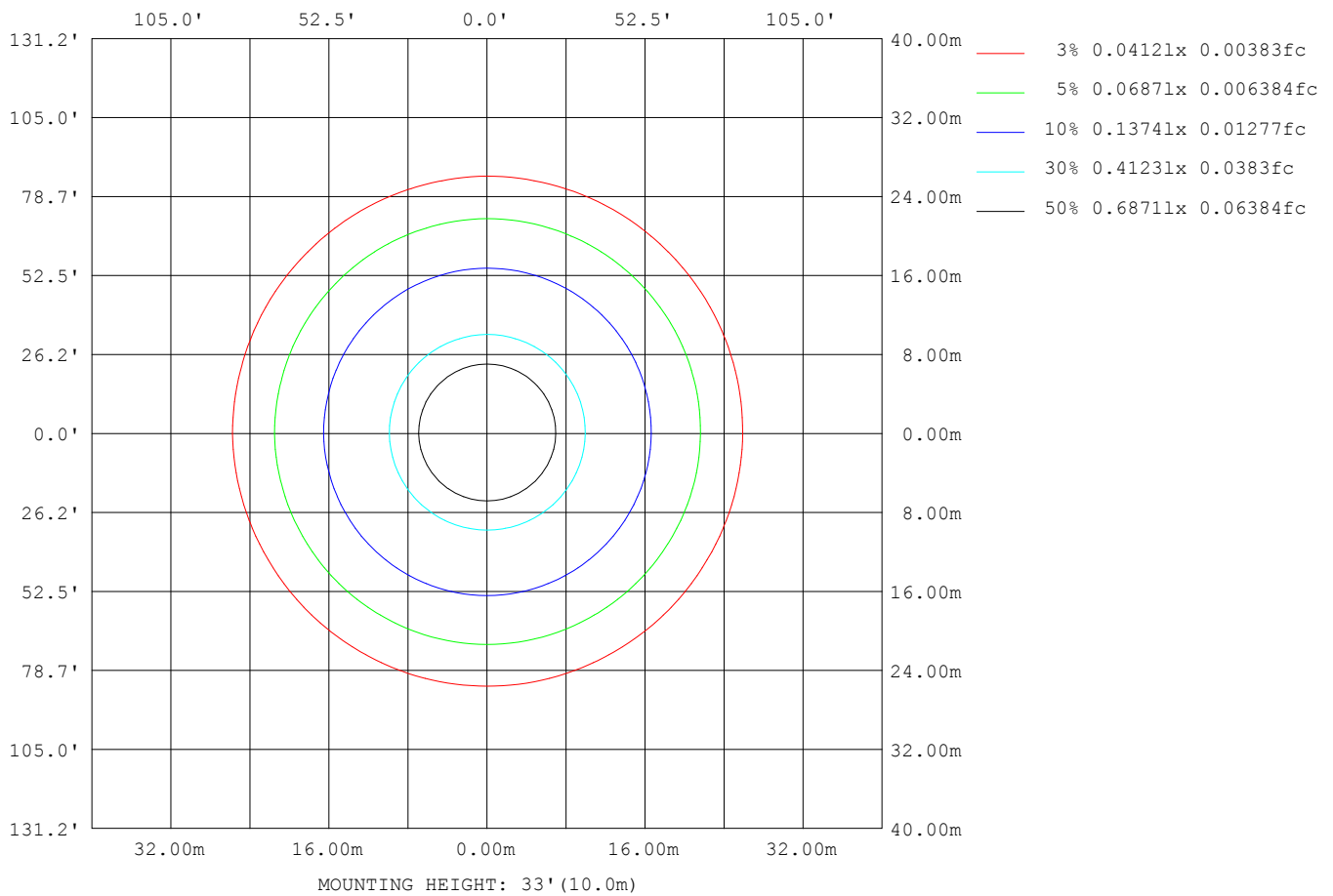
Note:The Curves indicate the illuminated area and the average illumination when the luminaire is at different distance.

C Range: 0 - 360DEG
 C Interval: 15.0DEG
 Test Speed: HIGH
 Temperature:25.3DEG
 Operators:Qin Meng
 Test Date:2025-06-23

γ Range: 0 - 180DEG
 γ Interval: 1.0DEG
 Test System:EVERFINE GO-2000B_V1 SYSTEM V2.00.421
 Humidity:65.0%
 Test Distance:7.390m [K=1.0000]
 Remarks:

ISOLUX DIAGRAM

Test:U:120.00V I:0.0640A P:7.5400W PF:0.9810 Freq:60.00Hz Lamp Flux:772.135x1 lm		
NAME:	TYPE:	WEIGHT:
SPEC.:3500K	DIM.:	SERIAL No.:
MFR.:	SUR.:Φ140*70mm	Shielding Angle:



C Range: 0 - 360DEG
 C Interval: 15.0DEG
 Test Speed: HIGH
 Temperature:25.3DEG
 Operators:Qin Meng
 Test Date:2025-06-23

γ Range: 0 - 180DEG
 γ Interval: 1.0DEG
 Test System:EVERFINE GO-2000B_V1 SYSTEM V2.00.421
 Humidity:65.0%
 Test Distance:7.390m [K=1.0000]
 Remarks:

LED Avg.L Report

Test:U:120.00V I:0.0640A P:7.5400W PF:0.9810 Freq:60.00Hz Lamp Flux:772.135x1 lm		
NAME:	TYPE:	WEIGHT:
SPEC.:3500K	DIM.:	SERIAL No.:
MFR.:	SUR.:Φ140*70mm	Shielding Angle:

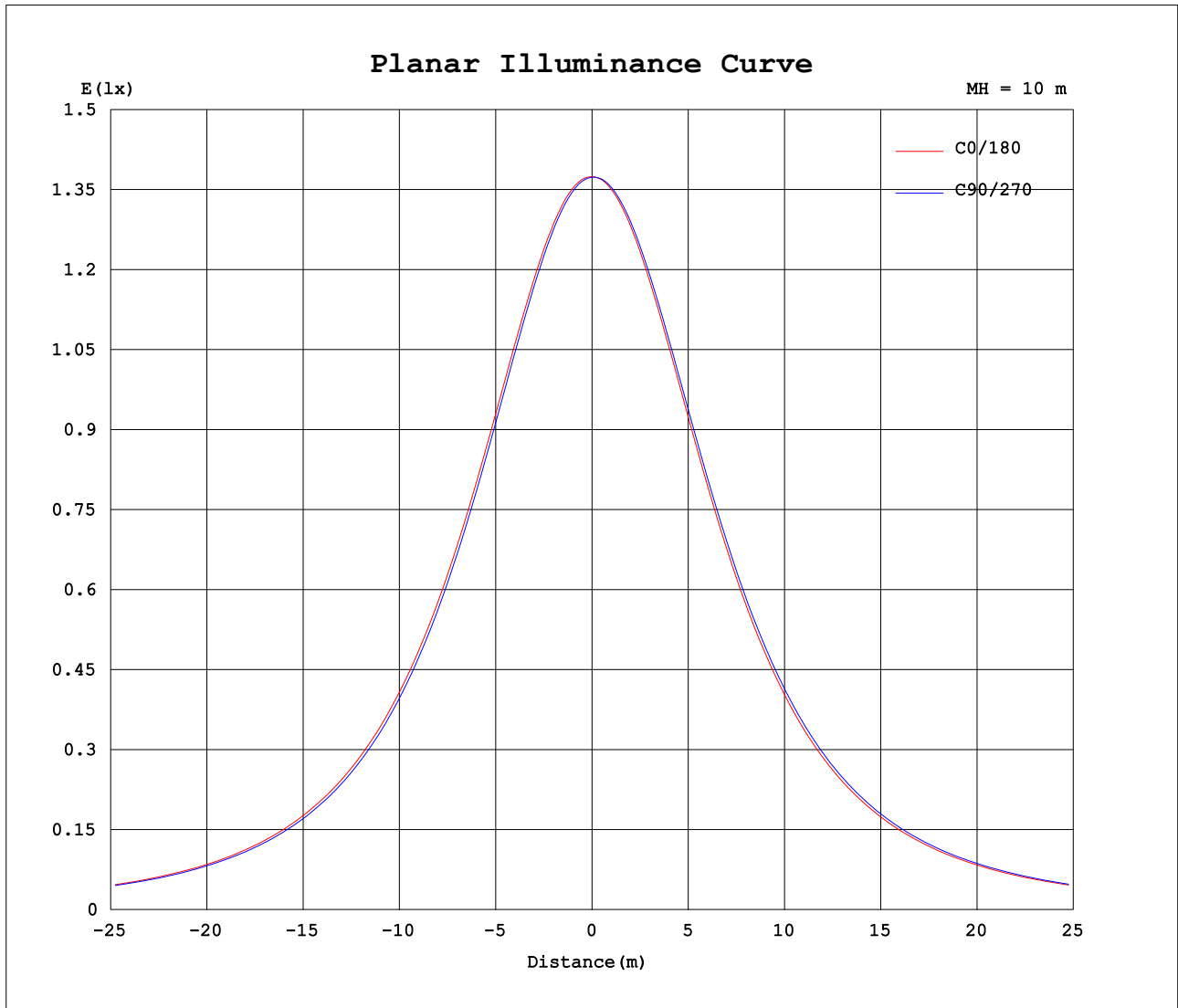
AvgL	cd/m2
L_0~180 (65) av	7094
L_0~180 (75) av	9954
L_0~180 (85) av	24547
L_90~270 (65) av	7099
L_90~270 (75) av	9969
L_90~270 (85) av	24593
L_45 (65) av	7050
L_45 (75) av	9898
L_45 (85) av	24539

Standard: GB/T 29293-2012

C Range: 0 - 360DEG
C Interval: 15.0DEG
Test Speed: HIGH
Temperature:25.3DEG
Operators:Qin Meng
Test Date:2025-06-23

γ Range: 0 - 180DEG
γ Interval: 1.0DEG
Test System:EVERFINE GO-2000B_V1 SYSTEM V2.00.421
Humidity:65.0%
Test Distance:7.390m [K=1.0000]
Remarks:

Planar Illuminance Curve



C Range: 0 - 360DEG
 C Interval: 15.0DEG
 Test Speed: HIGH
 Temperature: 25.3DEG
 Operators: Qin Meng
 Test Date: 2025-06-23

γ Range: 0 - 180DEG
 γ Interval: 1.0DEG
 Test System: EVERFINE GO-2000B_V1 SYSTEM V2.00.421
 Humidity: 65.0%
 Test Distance: 7.390m [K=1.0000]
 Remarks:

LUMINOUS DISTRIBUTION INTENSITY DATA

Test:U:120.00V I:0.0640A P:7.5400W PF:0.9810 Freq:60.00Hz Lamp Flux:772.135x1 lm		
NAME:	TYPE:	WEIGHT:
SPEC.:3500K	DIM.:	SERIAL No.:
MFR.:	SUR.:Φ140*70mm	Shielding Angle:

Table--1

UNIT: cd

C (DEG) γ (DEG)	0	15	30	45	60	75	90	105	120	135	150	165	180	195	210	225	240	255	270
0	137	137	137	137	137	137	137	137	137	137	137	137	137	137	137	137	137	137	137
5	137	137	137	137	137	137	137	137	137	137	137	137	137	137	137	137	137	137	138
10	137	136	136	136	136	136	136	136	136	136	136	136	136	136	137	137	137	137	137
15	135	135	135	134	134	134	134	134	134	134	134	134	135	135	135	135	136	136	136
20	133	133	133	132	132	132	131	132	132	132	132	132	133	133	133	134	134	134	134
25	131	130	130	129	129	129	129	129	129	129	129	129	130	130	131	131	131	132	132
30	128	127	127	126	126	125	125	125	125	126	126	126	127	127	128	128	128	129	129
35	124	124	123	122	122	122	121	121	121	122	122	122	123	123	124	124	125	125	126
40	120	119	119	118	117	117	117	117	117	117	118	118	119	119	120	120	121	121	122
45	115	115	114	113	113	112	112	112	112	113	113	113	114	114	115	115	116	117	117
50	110	110	109	108	107	107	107	107	107	107	108	108	109	109	110	110	111	112	112
55	105	104	103	102	102	102	102	102	101	102	102	103	103	104	104	105	106	106	107
60	99.1	98.3	97.2	96.7	96.0	96.0	95.9	95.8	95.6	95.9	96.1	96.7	97.6	97.7	98.3	98.8	99.6	100	101
65	93.0	92.3	91.2	90.5	90.0	90.0	90.0	89.9	89.6	89.8	90.0	90.7	91.6	91.7	92.1	92.5	93.4	94.0	94.8
70	86.6	86.0	84.8	84.3	83.7	83.9	83.8	83.7	83.3	83.5	83.6	84.4	85.3	85.3	85.7	86.1	86.9	87.5	88.3
75	79.9	79.5	78.4	77.9	77.4	77.6	77.3	77.3	76.9	77.1	77.2	77.9	78.7	78.8	79.2	79.5	80.3	80.9	81.6
80	73.1	72.8	71.9	71.5	71.0	71.1	70.7	70.8	70.5	70.7	70.7	71.2	71.9	72.1	72.6	72.9	73.6	74.0	74.6
85	66.4	66.2	65.4	65.2	64.7	64.6	64.3	64.4	64.2	64.4	64.3	64.7	65.3	65.5	66.0	66.3	66.9	67.2	67.7
90	60.0	59.7	59.1	58.9	58.4	58.4	58.0	58.1	57.9	58.1	58.1	58.3	58.9	59.0	59.5	59.8	60.4	60.6	61.1
95	53.7	53.5	52.9	52.8	52.4	52.3	52.0	52.0	51.8	52.0	51.9	52.1	52.6	52.7	53.2	53.4	54.0	54.2	54.6
100	46.7	46.5	47.0	46.9	46.5	45.9	45.5	45.3	46.0	46.1	46.0	45.5	46.2	46.1	47.1	47.3	47.9	47.5	48.0
105	37.7	37.7	41.0	41.2	40.8	38.1	36.9	36.7	40.2	40.5	40.2	37.3	37.7	37.9	41.3	41.5	41.9	39.3	39.1
110	27.2	28.9	35.0	35.8	35.1	31.0	27.4	29.0	34.4	35.1	34.5	29.9	28.1	30.3	35.4	36.0	36.0	31.6	29.2
115	18.2	22.5	29.2	30.5	29.6	25.0	20.6	23.3	28.7	29.9	28.9	24.0	20.6	24.4	29.8	30.7	30.2	25.4	20.9
120	14.3	17.6	24.0	25.5	24.4	20.2	17.4	18.9	23.4	25.0	23.7	19.4	17.5	19.8	24.5	25.7	24.8	20.4	17.7
125	10.3	13.9	19.2	20.8	19.6	16.2	14.5	15.3	18.7	20.3	19.0	15.6	14.7	16.0	19.7	21.0	20.0	16.4	15.1
130	7.53	10.8	15.0	16.5	15.4	12.9	11.7	12.2	14.6	16.0	14.9	12.4	11.9	12.7	15.5	16.7	15.7	13.0	12.4
135	5.88	8.19	11.4	12.6	11.7	9.94	9.16	9.54	11.1	12.2	11.3	9.64	9.37	9.91	11.9	12.8	12.0	10.1	9.84
140	4.50	5.99	8.16	9.27	8.62	7.41	6.85	7.14	8.19	9.00	8.30	7.27	7.14	7.48	8.79	9.44	8.92	7.69	7.52
145	3.14	4.16	5.59	6.44	6.05	5.29	4.94	5.10	5.76	6.26	5.81	5.10	5.18	5.03	6.24	6.64	6.35	5.59	5.51
150	2.00	2.62	3.53	4.17	3.97	3.54	3.30	3.34	3.66	3.83	3.53	3.08	3.35	3.58	4.11	4.36	4.25	3.82	3.77
155	1.60	1.59	2.19	2.41	2.29	2.13	1.96	1.91	2.04	2.04	1.86	1.52	1.38	2.19	2.42	2.56	2.55	2.34	2.30
160	0.45	0.60	0.98	1.05	0.99	0.93	0.89	0.81	0.78	0.77	0.76	0.84	0.93	0.98	1.08	1.17	1.21	1.06	1.06
165	0.00	0.00	0.02	0.02	0.01	0.00	0.00	0.00	0.00	0.00	0.00	0.00	0.00	0.01	0.11	0.16	0.19	0.13	0.08
170	0.00	0.00	0.00	0.00	0.00	0.00	0.00	0.00	0.00	0.00	0.00	0.00	0.00	0.00	0.00	0.00	0.00	0.00	0.00
175	0.00	0.00	0.00	0.00	0.00	0.00	0.00	0.00	0.00	0.00	0.00	0.00	0.00	0.00	0.00	0.00	0.00	0.00	0.00
180	0.00	0.00	0.00	0.00	0.00	0.00	0.00	0.00	0.00	0.00	0.00	0.00	0.00	0.00	0.00	0.00	0.00	0.00	0.00

C Range: 0 - 360DEG
C Interval: 15.0DEG
Test Speed: HIGH
Temperature:25.3DEG
Operators:Qin Meng
Test Date:2025-06-23

γ Range: 0 - 180DEG
γ Interval: 1.0DEG
Test System:EVERFINE GO-2000B_V1 SYSTEM V2.00.421
Humidity:65.0%
Test Distance:7.390m [K=1.0000]
Remarks:

LUMINOUS DISTRIBUTION INTENSITY DATA

Test:U:120.00V I:0.0640A P:7.5400W PF:0.9810 Freq:60.00Hz Lamp Flux:772.135x1 lm		
NAME:	TYPE:	WEIGHT:
SPEC.:3500K	DIM.:	SERIAL No.:
MFR.:	SUR.:Φ140*70mm	Shielding Angle:

Table--2

UNIT: cd

C (DEG) γ (DEG)	285	300	315	330	345														
0	137	137	137	137	137														
5	138	137	137	137	137														
10	137	137	137	137	137														
15	136	136	136	136	135														
20	134	134	134	134	134														
25	132	132	132	132	131														
30	129	129	129	129	128														
35	126	126	125	125	125														
40	122	122	121	121	121														
45	117	117	117	117	116														
50	112	112	112	112	111														
55	107	107	106	106	106														
60	101	101	100	100	99.7														
65	94.6	94.5	94.1	93.9	93.5														
70	88.1	88.0	87.5	87.5	87.1														
75	81.5	81.3	80.9	80.8	80.5														
80	74.5	74.6	74.2	74.2	73.7														
85	67.7	67.9	67.5	67.5	67.0														
90	61.1	61.3	61.0	61.0	60.5														
95	54.6	54.8	54.5	54.6	54.2														
100	47.8	48.6	48.3	48.4	47.1														
105	39.2	42.6	42.4	42.3	38.7														
110	30.9	36.5	36.6	35.8	31.0														
115	24.9	30.6	30.9	29.1	24.4														
120	20.2	25.0	25.5	22.9	18.3														
125	16.3	20.1	20.5	17.7	12.8														
130	12.9	15.8	16.0	13.4	8.94														
135	10.1	12.1	12.1	9.99	6.76														
140	7.66	8.97	8.85	7.22	5.10														
145	5.56	6.38	6.30	5.08	3.52														
150	3.79	4.24	4.33	3.45	2.44														
155	2.32	2.52	2.59	2.34	1.81														
160	1.07	1.18	1.15	1.17	1.01														
165	0.12	0.17	0.13	0.14	0.10														
170	0.00	0.00	0.00	0.00	0.00														
175	0.00	0.00	0.00	0.00	0.00														
180	0.00	0.00	0.00	0.00	0.00														

C Range: 0 - 360DEG
 C Interval: 15.0DEG
 Test Speed: HIGH
 Temperature:25.3DEG
 Operators:Qin Meng
 Test Date:2025-06-23

γ Range: 0 - 180DEG
 γ Interval: 1.0DEG
 Test System:EVERFINE GO-2000B_V1 SYSTEM V2.00.421
 Humidity:65.0%
 Test Distance:7.390m [K=1.0000]
 Remarks: